


DTR 101


Sewage
Grinder



Drainage pump with open impeller characterized by head in ratio to the type and size of the machine. The grinder allows to pumps sewage containing textile or filamentous fibres have to be crushed.

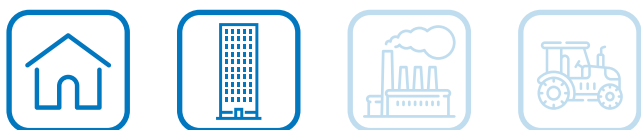


Construction features

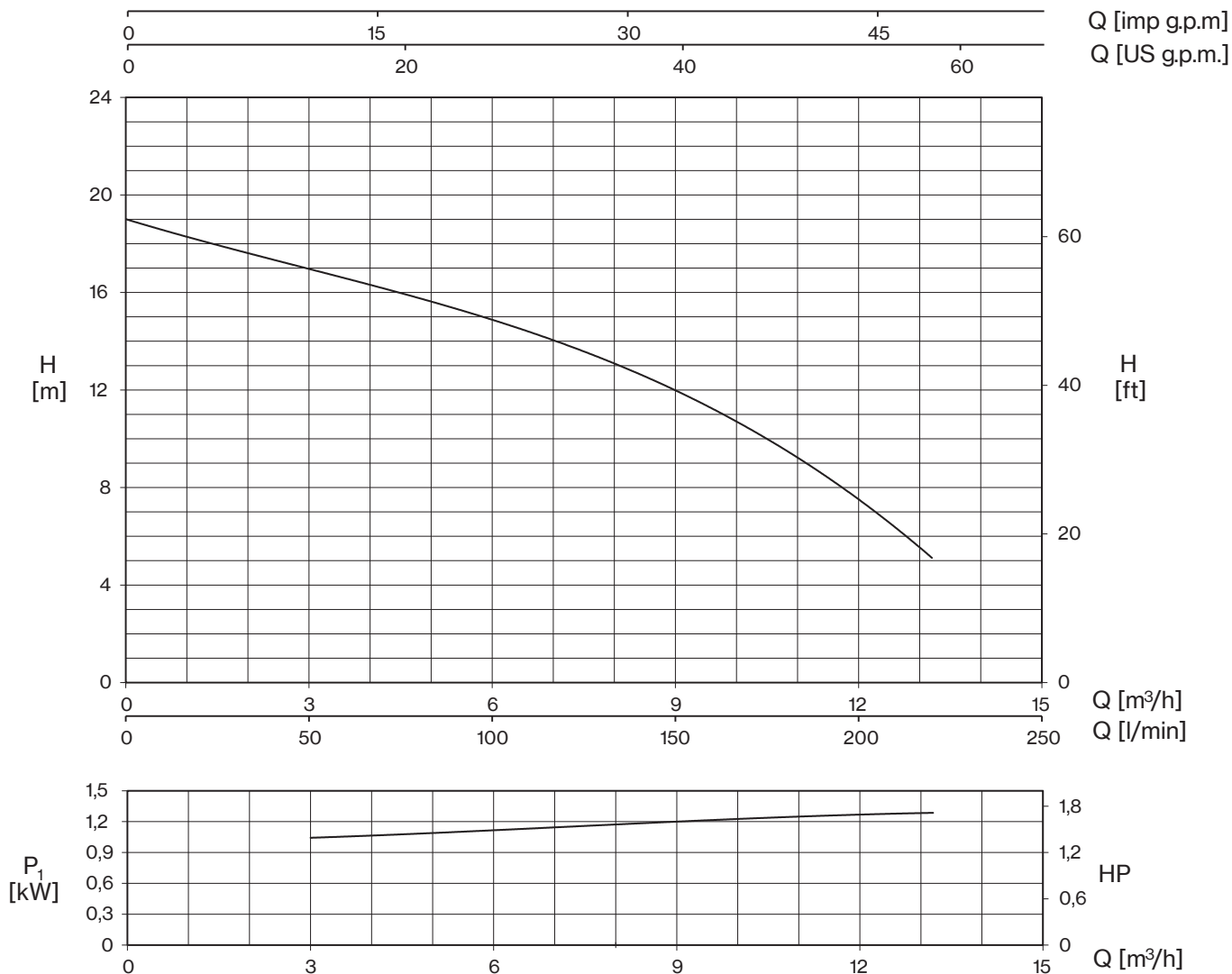
Pump body	cast iron
Shell, motor cover	stainless steel
Impeller	brass
Mechanical seal	double seal with oil barrier; silicon carbide on pump side, sealing ring on motor side
Motor shaft	stainless steel AISI 430
 Grinder	treated stainless steel
Max submergence	max 5 m
Liquid temperature	0 - 40 °C
Cable	H07 RNF, 10 m
G	float switch

Motor

	3~ 380V - 60Hz
2 Poles induction motor	1~ 220V - 60Hz (with thermal protection)
Insulation class	F
Protection degree	IPX8

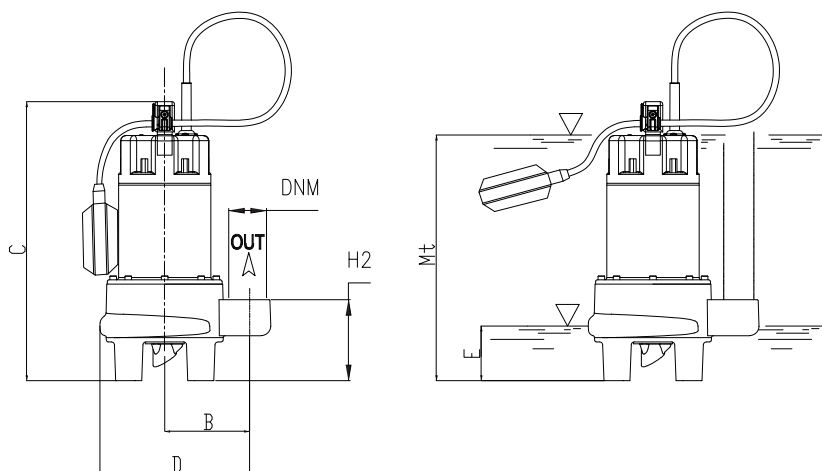


DTR 101



TYPE		W	AMPERE		Q (m³/h - l/min)					
1~	3~		1~	3~	0	3	6	9	12	13,2
			1x220V 60Hz	3x380V 60Hz	0	50	100	150	200	220
			H (m)							
DTR 101 (G)	DTRT 101	1300	6,0	2,4	19,0	17,1	14,8	11,9	7,8	4,9

E: maximum emptying level
Mt: minimum liquid level for continuous duty



TYPE	DIMENSIONS (mm)										Kg
	B	C	D	E	H2	Mt	DNM	I	L	M	
DTR 101	105	359	218,5	70	104,5	313	1" 1/2 G	260	185	450	16,5

