



# DTR 101

## WHAT IS IT

Drainage and waste water pumps equipped with open impeller and grinder system able to shred sewage with suspended solids and prevent the pump from clogging. Best for emptying of septic tanks and residential sumps as well as for rain water systems and for draining of flooded areas where seamless operation is required. The quick coupling feet DN50 and DN65 is available for flanged pumps.

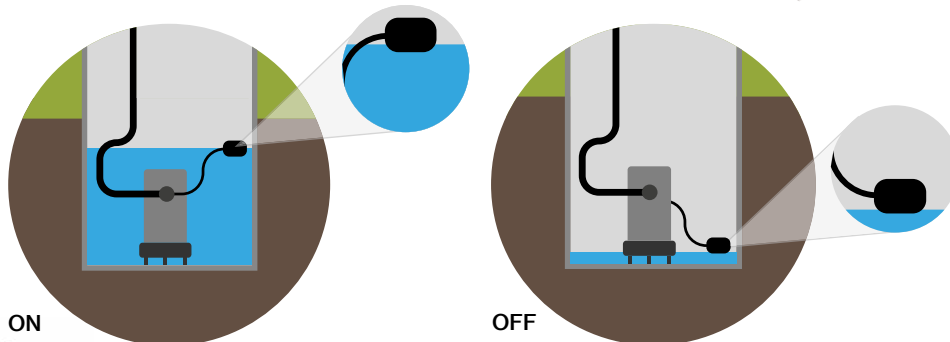
## MAIN USES

 Pumping of waste water containing solids and fibers




 Emptying of collection wells, residential and public sewage



### Automatic on-off system



## PERFORMANCE

|         |  |  |  |
|---------|---|---|--|
| $m^3/h$ | 3   | 9   | 13,2   |
| $l/min$ | 50  | 150   | 4,9  |
| $H (m)$ | 17,1  | 11,9  | 4,9  |

## PLUS AND ADVANTAGES



Double sealing system with oil barrier (sic-sic and lip seal)  
Provides excellent protection to the motor against infiltration



Additional Control Panel not required  
For single-phase versions



Shredder blade made of tempered steel AISI 440C