



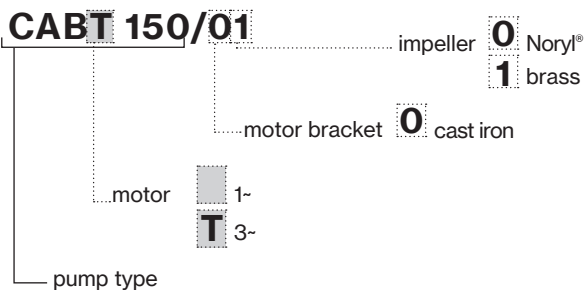
Self-priming centrifugal pump for water supplies (even if mixed with gas) in small and medium household and civil systems; when connected to autoclave tanks, an automatic pressurisation system comes.

### Construction features

<b>Pump body</b>	cast iron
<b>Motor bracket</b>	cast iron
<b>Impeller</b>	Noryl® or brass
<b>Mechanical seal</b>	ceramic-graphite-NBR
<b>Motor shaft</b>	stainless steel AISI 303 hydraulic side
<b>Liquid temperature</b>	0 - 50 °C
<b>Operating pressure</b>	max 8 bar

### Motor

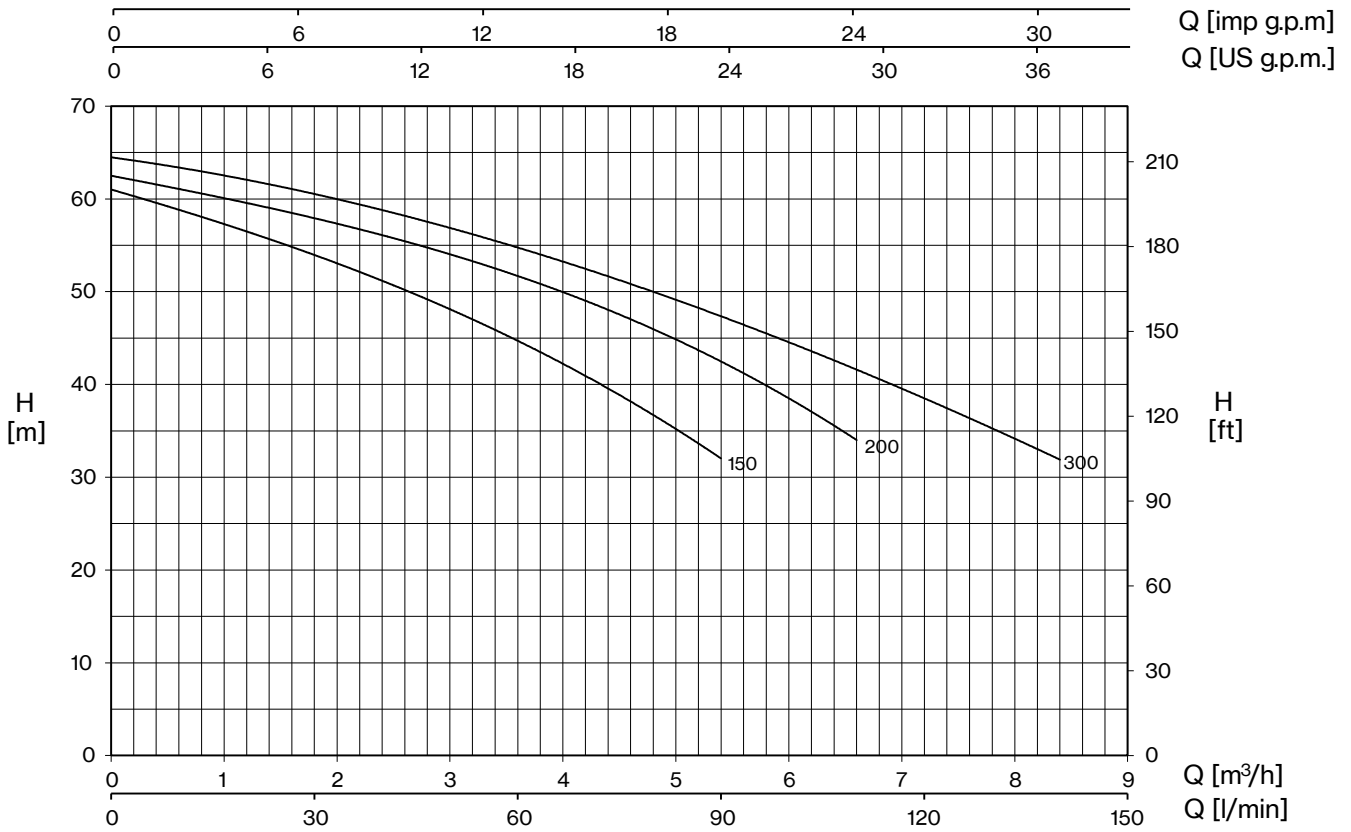
	3~ 230/400V-50Hz
<b>2 Poles induction motor</b>	1~ 230V-50Hz (with thermal protection)
<b>Insulation class</b>	F
<b>Protection degree</b>	IPX4



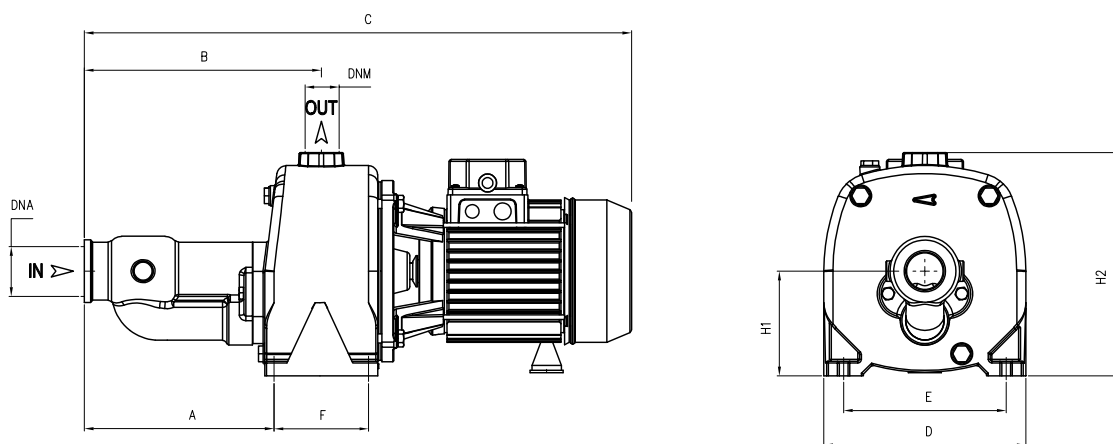
TYPE	LOTS			
	TRUCK		CONTAINER	
	PALLET (cm)	N° pumps	PALLET (cm)	N° pumps
<b>CAB</b>	85x110x140	30	85x110x190	42



# CAB



TYPE		P2		P1 (kW)		AMPERE		Q (m³/h - l/min)									
1~	3~	HP	kW	1~	3~	1~ 1x230 V 50 Hz	3~ 3x400 V 50 Hz	0	1,2	1,8	3	4,2	5,4	6,6	7,8	8,4	
								0	20	30	50	70	90	110	130	140	
								H (m)									
CAB 150	CABT 150	1,5	1,1	1,74	1,68	7,9	3,3	61,0	56,5	54,0	48,0	41,0	32,0				
CAB 200	CABT 200	2	1,5	2,22	2,1	10,3	3,9	62,5	59,5	58,0	54,0	49,0	42,5	34,0			
CAB 300	CABT 300	3	2,2	2,65	2,5	11,8	4,9	64,5	62,0	60,5	57,0	52,5	47,0	42,0	35,0	32,0	



TYPE	DIMENSIONS (mm)													
	A	B	C	D	E	F	H1	H2	DNA	DNM	I	L	M	
CAB 150	204	257	596	220	177	105	112	240			610	235	275	30
CAB 200	204	257	596	220	177	105	112	240	1" 1/2 G	1" G	610	235	275	30,5
CAB 300	204	257	596	220	177	105	112	240			610	235	275	31,5

